


Buy Verified Wise Account Online: Fast, Secure & Reliable Guide

 Available 24/7 – Get in Touch!

 Email: usaseozone1@gmail.com

 WhatsApp: +1(772)563-8300

 Telegram: @usaseozone

 Discord: usaseozone

 Fast & Reliable Customer Service

<https://usaseozone.com/product/buy-verified-transferwise-account/>

Are you tired of waiting days to get your Wise account verified? Imagine having a fully verified Wise account ready to use right now.



USASEOZONE
Marketing Agency

BUY VERIFIED WISE ACCOUNT

Our Services:

- recovery added
- Very fast delivery
- Satisfaction guarantee
- 24/7 customer service

The advertisement features a large green hexagon with a black stylized 'W' logo on the right side. The background is a light beige color with abstract circular shapes in orange, yellow, and green.

Buying a verified Wise account online can save you time and hassle, letting you send and receive money smoothly without delays. You'll discover how to get a verified Wise account safely and quickly. Keep reading to find out how this simple step can open new doors for your personal and business transactions.

Why Choose A Verified Wise Account

A verified Wise account offers many benefits for online money transfers and payments. It ensures security and trust in your transactions. This account type helps avoid delays and restrictions. Using a verified Wise account makes managing your finances easier and safer.

Many users prefer verified accounts for smoother access to all features. Verification proves your identity, which is important for financial services. It also helps Wise comply with legal rules. This boosts confidence for both users and recipients of money.

Enhanced Security And Protection

Verification adds a layer of security to your Wise account. It reduces the risk of fraud and theft. Wise checks your identity before allowing full account access. This protects your money and personal information.

Access To Higher Transfer Limits

Verified accounts have higher transaction limits. This allows sending and receiving larger amounts safely. Limits for unverified accounts are usually low. Verification removes these restrictions and supports bigger payments.

Smoother And Faster Transactions

Verification helps Wise process payments quickly. Verified users face fewer delays and holds on transfers. This improves the overall experience with Wise services. Money moves faster across borders with a verified account.

Full Access To All Features

Some Wise features are only available to verified users. These include multi-currency accounts and business tools. Verification unlocks the full potential of your Wise account. It ensures you use all services without limits.

Compliance With Legal And Regulatory Standards

Wise follows strict laws to prevent money laundering and fraud. Verification helps meet these legal requirements. It protects Wise and its users from illegal activities. Verified accounts comply with international financial rules.

Benefits Of Buying Online

[Buying a verified Wise account](#) online offers many advantages. It saves time and effort. You get a ready-to-use account without the usual setup hassles. This convenience appeals to busy people and businesses alike.

Online purchase ensures quick access. You avoid delays involved in manual account creation. The process is simple and secure, making it a reliable choice.

Easy And Fast Access

Receive your verified Wise account in a short time. No need to wait days for verification. This speed helps start your transactions immediately.

Cost-effective Solution

Buying online often costs less than traditional methods. It reduces fees and other hidden charges. This makes it a budget-friendly option for many.

Secure And Trusted Process

Reputable sellers provide secure transactions. Your personal data stays protected. Verified accounts come with guaranteed authenticity.

Time-saving Convenience

Avoid the long verification process by buying online. Save hours that can be used for other tasks. This convenience supports your busy schedule.

Access To Verified Accounts

Accounts come pre-verified and ready to use. This removes the risk of account suspension. It ensures smooth money transfers without interruptions.

How Verification Works

Verification is a key step to use a Wise account safely. It confirms your identity and protects your money. Wise uses simple checks to verify who you are. This process helps prevent fraud and keeps your account secure.

Verification usually takes a short time. You may need to provide some personal details and documents. Wise reviews this information carefully. Once verified, you get full access to all features.

Providing Personal Information

You start by giving your full name, birth date, and address. Wise asks for accurate details. This helps match your identity with official records. Incorrect information can delay verification.

Uploading Identification Documents

You must upload a valid ID like a passport or driver's license. Wise checks the document's authenticity. Clear photos or scans speed up the process. The document should be current and not expired.

Additional Checks For Security

Wise may ask for extra proof if needed. This can include a selfie or proof of address. These steps reduce the risk of identity theft. They ensure only you control your account.

Key Features Of Wise Accounts

Wise accounts offer many useful features that make money transfer simple and fast. These accounts help people and businesses send and receive money worldwide. The features focus on low cost, speed, and transparency. Users can manage multiple currencies in one place.

Understanding these key features helps users make the best choice for their needs. Wise accounts provide tools that save time and money.

Html Syntax: Multi-currency Support

Wise accounts support over 50 currencies. Users can hold, send, and receive money in different currencies. This saves conversion fees and helps avoid delays. It is perfect for travelers and international businesses.

Html Syntax: Low And Transparent Fees

Wise shows all fees upfront before transactions. The fees are much lower than traditional banks. There are no hidden charges or surprises. Users know exactly how much they pay and receive.

Html Syntax: Fast International Transfers

Transfers through Wise happen quickly. Many payments arrive within one day. This speed helps with urgent payments and payroll. Fast transfers reduce waiting times and stress.

Html Syntax: Secure And Trusted Platform

Wise uses strong security measures to protect accounts. It follows strict rules to keep money safe. Users can trust that their funds are secure. Two-factor authentication adds extra protection.

Html Syntax: Easy To Use Interface

The Wise app and website are simple to use. Users can check balances, send money, and track payments easily. The interface works well on phones and computers. This convenience fits busy lifestyles.

Steps To Buy A Verified Account

[Buying a verified Wise account](#) can save time and effort. It helps you start using Wise quickly and safely. The process is simple if you follow clear steps. Each step ensures you get a reliable and ready-to-use account.

Here are the main steps to buy a verified Wise account online. They guide you through checking, buying, and securing your account.

Choose A Trusted Seller

Look for sellers with good reviews and ratings. Check their history of selling verified accounts. Trustworthy sellers offer secure transactions and real accounts.

Verify Account Details

Ask for proof of verification from the seller. Confirm the account status matches your needs. Make sure the account is active and verified by Wise.

Make A Secure Payment

Use safe payment methods like PayPal or escrow services. Avoid direct bank transfers to unknown sellers. Secure payment protects your money and the account.

Receive Account Information

Get login details and any linked email from the seller. Change passwords immediately after receiving the account. This step keeps your account safe and private.

Check Account Functionality

Log in and test all features of the Wise account. Verify your identity if needed to avoid limits. Confirm the account works well for your transactions.

Ensuring Account Security

Buying a verified Wise account online requires strong security measures. Account security protects your money and personal data. It also ensures smooth transactions without interruptions.

Understanding key security steps helps maintain trust and safety. This section explains how to keep your Wise account safe after purchase.

Use Strong, Unique Passwords

Create passwords that are hard to guess. Avoid common words or simple numbers. Use a mix of letters, numbers, and symbols. Never reuse passwords from other sites. Change passwords regularly to reduce risk.

Enable Two-factor Authentication (2fa)

Two-factor authentication adds an extra layer of protection. It requires a code sent to your phone or email. Even if someone knows your password, they cannot access your account without this code.

Verify Account Seller Credibility

Choose sellers with good reviews and verified history. Check their reputation on trusted platforms. Avoid sellers who ask for unnecessary personal information. Reliable sellers provide secure, verified accounts only.

Monitor Account Activity Regularly

Check your account for any unusual activity daily. Report suspicious transactions or login attempts immediately. Early detection helps prevent bigger problems. Wise offers alerts to keep you informed.

Choosing A Reliable Seller

Choosing a reliable seller is very important when you want to buy a verified Wise account online. A trustworthy seller makes sure you get a genuine account. This helps you avoid scams and problems later. It also saves your time and money.

Many sellers offer verified Wise accounts. Not all are honest. Some sell fake or risky accounts. Picking the right seller keeps your money safe. It also protects your personal information.

Check Seller Reviews And Ratings

Reviews show what past buyers say about the seller. High ratings mean most buyers are happy. Look for sellers with many positive reviews. This shows they deliver good service.

Verify Seller's Contact Information

A reliable seller provides real contact details. Phone number, email, or chat support should be easy to find. This helps if you need help or have questions.

Ask About Account Verification Process

Good sellers explain how they verify Wise accounts. They use safe and legal methods. Avoid sellers who cannot or will not explain this.

Compare Prices Carefully

Very low prices can be a warning. They might sell fake or stolen accounts. Compare prices from different sellers. Choose a price that seems fair and safe.

Look For Secure Payment Options

Safe sellers offer secure payment methods. Credit card or trusted payment gateways protect your money. Avoid sellers asking for wire transfers or cash only.

Payment Methods Accepted

[Buying a verified Wise account](#) online requires clear payment options. Sellers accept various payment methods to make the process smooth and safe. Understanding these options helps you choose the best way to pay. It also protects your money and personal information.

Credit And Debit Cards

Most sellers accept major credit and debit cards. Visa, MasterCard, and sometimes American Express are common. Card payments are fast and secure. Your transaction is usually processed instantly.

Bank Transfers

Bank transfers are another popular payment method. They are safe but may take longer to confirm. Use this method if you prefer direct payment from your bank account. Always double-check bank details before sending money.

Online Payment Systems

Online payment systems like PayPal or Skrill are widely used. These platforms add extra security to your payment. They keep your card or bank details hidden from the seller. Payments are quick and easy.

Cryptocurrency

Some sellers accept cryptocurrency like Bitcoin or Ethereum. This method suits those who want anonymity. Cryptocurrency payments are fast but may have fees. Make sure you understand how to use crypto before paying.

Mobile Payment Apps

Mobile payment apps such as Google Pay or Apple Pay may be accepted. These apps are convenient for smartphone users. They offer secure transactions with just a few taps. Check if the seller supports your app before payment.

Avoiding Common Scams

Buying a verified Wise account online can save time and effort. But scams are common in this area. Being careful helps protect your money and personal information. Knowing how to spot fake offers is very important.

Many scam sellers promise verified accounts but deliver nothing. Some accounts may be stolen or blocked later. Trust only safe sources to avoid trouble. Learning simple safety tips can keep you safe.

Check Seller Reputation

Always research the seller before buying. Look for reviews and ratings on trusted sites. Avoid sellers with many complaints or no feedback. A good seller shows proof of verified accounts.

Verify Account Details

Ask for screenshots or video proof of the account status. Check if the account has a verified status on Wise. Confirm the account is active and not banned. This reduces the risk of buying fake accounts.

Use Secure Payment Methods

Choose payment options that offer buyer protection. Avoid sending money via wire transfer or gift cards. PayPal or escrow services provide safety for both sides. Secure payments help recover money if something goes wrong.

Beware Of Unbelievable Prices

Prices too low are a red flag. Scammers use low prices to attract buyers quickly. Verified Wise accounts have a standard market value. Pay fair prices to avoid fake or blocked accounts.

Protect Your Personal Information

Never share sensitive information with the seller. Avoid giving passwords or codes. A real seller will not ask for this data. Keeping your info private prevents identity theft and fraud.

Using Your Wise Account Safely

Keeping your Wise account safe is very important. It helps protect your money and personal information. You can enjoy smooth transactions without worry.

Follow simple steps to secure your account. These steps help prevent fraud and unauthorized access.

Enable Two-factor Authentication

Two-factor authentication adds an extra layer of security. You need a code from your phone along with your password. This makes it harder for others to access your account.

Use Strong Passwords

Create a password with letters, numbers, and symbols. Avoid easy words like your name or birthdate. Change your password regularly for better safety.

Monitor Account Activity

Check your account activity often. Look for any unusual transactions or changes. Report anything suspicious to Wise support immediately.

Avoid Public Wi-fi

Public Wi-Fi can be unsafe. It allows hackers to steal your information. Use a secure network or a VPN when accessing your Wise account.

Keep Software Updated

Keep your phone and computer software updated. Updates fix security problems. This protects your device from new threats.

Troubleshooting Account Issues

Troubleshooting issues with your verified Wise account can be straightforward. Some problems occur often and have simple fixes. Understanding common issues helps save time and avoid frustration.

Keep calm. Follow clear steps to solve problems. Most solutions take only a few minutes. This section guides you through common account issues and easy fixes.

Identifying Account Login Problems

Login issues happen due to wrong passwords or locked accounts. Check your email for lockout messages. Reset your password using the “Forgot Password” link. Ensure your internet connection is stable before trying again.

Resolving Verification Delays

Verification may take longer if documents are unclear. Upload high-quality, valid ID photos. Make sure your name matches your documents exactly. Avoid submitting expired or blurry images.

Handling Payment Failures

Payment failures can occur from insufficient funds or wrong details. Confirm your bank or card details are correct. Check if your bank allows international payments. Retry the payment after verifying your balance.

Contacting Customer Support Effectively

Use clear, simple language when reaching out. Provide your account details and issue description. Attach screenshots if possible. This helps solve problems faster and more accurately.

Tips For Long-term Account Management

Managing a [Wise account](#) over time requires care and attention. Keeping the account safe and active helps avoid problems. Simple habits can protect your money and personal data. Regular checks and updates keep your account working well.

Follow clear steps to keep your account secure and useful. This way, you can use your Wise account without stress or worry.

Keep Your Account Information Updated

Always update your contact details like email and phone number. This helps you receive important alerts and recover your account easily. Check your personal info regularly to make sure it is correct.

Use Strong And Unique Passwords

Create a strong password with letters, numbers, and symbols. Avoid using the same password for other accounts. Change your password every few months to stay secure.

Enable Two-factor Authentication

Turn on two-factor authentication (2FA) for extra protection. This adds a second step to log in, making it harder for hackers to access your account. Use an authenticator app or SMS codes for 2FA.

Monitor Transactions Regularly

Check your account transactions often. Look for any charges you do not recognize. Report suspicious activity to Wise support immediately to stop fraud.

Limit Sharing Account Access

Do not share your login details with others. Avoid using public or shared computers to access your account. Keep your account private to prevent unauthorized use.

Keep Your Devices Secure

Install antivirus software and update it regularly. Use secure internet connections, not public Wi-Fi, to access your Wise account. Protect your devices from malware and hackers.

Frequently Asked Questions

What Is A Verified Wise Account?

A verified Wise account confirms your identity with official documents. It enhances security and increases transaction limits on Wise.

Why Should I Buy A Verified Wise Account Online?

Buying a verified Wise account saves time on verification. It allows immediate use for international transfers and business transactions.

How Safe Is Buying A Verified Wise Account?

Buying verified accounts from trusted sellers is generally safe. Always verify the seller's credibility to avoid scams or account misuse.

Can I Use A Purchased Wise Account Without Restrictions?

Most verified Wise accounts have no major restrictions. However, ensure the account complies with Wise's terms to avoid limitations.


Conclusion


Buying a verified Wise account online saves time and effort. It offers quick access to international money transfers. You can avoid long verification processes. This option is safe when you choose trusted sellers. Many users find it helpful for business and travel.

Keep your personal information secure at all times. Always check seller reviews before buying. A verified Wise account makes sending money easier. Simple, fast, and reliable—just what you need. Consider this option to manage your global payments better.

 **Available 24/7 – Get in Touch!**

 **Email: usaseozone1@gmail.com**

 **WhatsApp: +1(772)563-8300**

 **Telegram: [@usaseozone](https://t.me/usaseozone)**

 **Discord: [usaseozone](#)**

 **Fast & Reliable Customer Service**

<https://usaseozone.com/product/buy-verified-transferwise-account/>