




How To Buy Verified Payoneer Accounts? Ultimate Guide 2025

 **Contact Us Anytime – We're Available 24/7**

 **Email: usaseozone1@gmail.com**

 **WhatsApp: +1(772)563-8300**

 **Telegram: [@usaseozone](https://t.me/usaseozone)**

 **Discord: [usaseozone](#)**

 **Fast, Friendly & Reliable Support**

<https://usaseozone.com/product/buy-verified-payoneer-account/>

Are you struggling to find a reliable way to get a verified Payoneer account? You're not alone.



The advertisement features a dark blue background with a stylized house shape in the center. At the top left is a small orange square with 'USA SEO ZONE' in white. To its right, 'USASEOZONE.COM' is written in large, white, bold letters. Below this, a dark blue box contains the text 'Buy Verified Payoner Account' in yellow. To the right of this box are two white squares: one with an orange paper plane icon and another with a blue 'P' icon. Below the 'Buy Verified Payoner Account' box is a gold seal with a red ribbon that says '100% VERIFIED ORIGINAL PRODUCT'. In the bottom right corner, there is a dark blue box with a green speech bubble icon containing a white paper plane, followed by the text 'WhatsApp: +1(772-563-8300' and 'Telegram: @usaseozone' in white. A small white star is at the bottom right of this box. The word 'PAYEONER' is faintly visible in the background.

Having a verified Payoneer account can open doors to global payments, freelance work, and easy money transfers. But buying one isn't as simple as it sounds. If you want to avoid scams and wasted time, you need to know exactly what to look for.

You'll discover clear, step-by-step advice on how to buy verified Payoneer accounts safely and confidently. Keep reading to protect your money and get your account working fast.

Why Choose Verified Payoneer Accounts

Choosing a verified Payoneer account brings many benefits. It saves time and effort during payments. A verified account is trusted by clients and businesses worldwide. It helps to avoid issues with transactions and account limits.

Verification adds a layer of security. It confirms your identity and protects your money. This trust makes Payoneer a reliable payment platform. Verified accounts also get access to more features and higher payment limits.

What Does Verification Mean?

Verification means confirming your identity with Payoneer. You provide documents like ID and proof of address. Payoneer checks these details carefully. This process helps keep the platform safe and legal.

Benefits Of Using Verified Accounts

Verified accounts have fewer restrictions. They allow higher transaction amounts. Payments are faster and more secure. Clients prefer sending money to verified accounts. It builds trust and smooth business flow.

How Verification Protects Your Account

Verification reduces the risk of fraud. It stops unauthorized access to your funds. Payoneer monitors verified accounts closely. This protection helps keep your money safe. It also prevents account suspensions.

Key Benefits Of Verified Accounts

Verified Payoneer accounts offer several important benefits. These accounts provide more trust and security for users. They make financial transactions smoother and safer. Using a verified account also helps avoid restrictions and limits.

Here are some key benefits of verified Payoneer accounts.

Improved Security And Trust

Verification confirms your identity. This helps prevent fraud and unauthorized use. Payoneer trusts verified accounts more. Clients and partners feel safer sending payments.

Higher Transaction Limits

Verified accounts have higher transfer and withdrawal limits. This allows sending or receiving larger amounts. It suits freelancers, businesses, and online sellers well.

Access To All Payoneer Services

Some Payoneer features need verification. Verified accounts access full services like global payments and prepaid cards. This boosts convenience for users worldwide.

Faster Payment Processing

Payments to verified accounts clear faster. Verification reduces delays due to checks or holds. This helps maintain steady cash flow for users.

Risks Of Buying Unverified Accounts

[Buying unverified Payoneer accounts](#) carries many risks. These accounts often lack proper validation and can lead to serious problems. Users may face account suspension, loss of funds, or even legal issues. Trusting unverified accounts puts your money and personal data at risk.

Understanding these dangers helps you make safer choices. It is crucial to know what could go wrong before purchasing any account.

Account Suspension And Restrictions

Unverified Payoneer accounts often get suspended quickly. Payoneer regularly checks accounts for authenticity. Suspicious or fake accounts face immediate restrictions. This stops you from accessing your funds or sending payments. Account suspension means lost time and money.

Risk Of Losing Funds

Unverified accounts may not have secure payment methods. Fraudulent sellers might steal your money or use the account for illegal activities. Payoneer can freeze accounts under investigation. You might lose all your funds without any chance of recovery.

Legal And Security Issues

Using unverified accounts can break Payoneer's terms and local laws. This can lead to legal trouble or fines. Your personal information may be exposed to scammers. Identity theft and fraud risks increase with unverified accounts.

Lack Of Customer Support

Payoneer provides limited help for unverified accounts. Problems with these accounts are harder to solve. Customer support may refuse assistance if your account is not verified. This leaves you on your own in tough situations.

Where To Find Verified Payoneer Accounts

Finding verified Payoneer accounts is crucial for safe and smooth transactions. Genuine accounts save time and reduce risks. Many platforms offer verified accounts, but not all are reliable. Choose sources with good reviews and clear policies.

Check each option carefully. Verified accounts come from different sellers and websites. Some specialize in financial services, while others focus on freelance communities. Knowing where to search helps find the best deal.

Freelance Marketplaces

Freelance marketplaces have many users with Payoneer accounts. Some freelancers sell verified accounts to others. These platforms often provide feedback and ratings. This helps buyers avoid scams. Always verify seller credibility before buying.

Online Forums And Communities

Online forums host discussions about verified Payoneer accounts. Members share experiences and offer accounts for sale. Forums offer a chance to ask questions. Look for active communities with trusted members. Beware of fake listings and always double-check.

Specialized Account Sellers

Some websites specialize in selling verified Payoneer accounts. They often provide guarantees and support. These sellers may require identity verification. This adds security to the purchase. Choose sellers with clear terms and customer support.

Social Media Groups

Social media platforms host groups where users trade accounts. These groups can be private or public. Group members share account offers and reviews. Join groups with strict membership rules. Verify the legitimacy of sellers carefully.

Criteria For Selecting A Reliable Seller

Choosing the right seller is very important when buying verified Payoneer accounts. A reliable seller ensures the account is genuine and safe to use. This helps avoid risks like scams or banned accounts.

Check several factors before deciding. These help find trustworthy sellers who provide quality accounts. Focus on clear information and good customer support.

Seller Reputation And Reviews

Check the seller's reputation on forums and review sites. Positive feedback from past buyers shows trustworthiness. Avoid sellers with many complaints or unresolved issues.

Verification Of Account Quality

Ask the seller about how they verify accounts. Genuine sellers provide proof of account status and activity. Avoid accounts with incomplete or fake verification.

Clear Communication And Support

A reliable seller answers questions quickly and clearly. Good communication helps solve problems fast. Test their response before buying to see how helpful they are.

Payment And Refund Policies

Understand the payment method and refund policy. Safe payment options reduce risk of losing money. Reliable sellers offer clear refund terms if issues appear.

Compliance With Payoneer Rules

Ensure the seller follows Payoneer's terms and conditions. Accounts must not be created by fraud or misuse. This reduces chances of account suspension after purchase.

Step-by-step Purchase Process

Buying a verified Payoneer account involves a clear process. Following each step carefully ensures a safe and successful purchase. This guide breaks down the process into easy parts. Understanding these steps helps avoid common mistakes.

Choose A Trusted Seller

Find a seller with positive reviews and good reputation. Check their history and feedback from past buyers. A trusted seller reduces the risk of scams.

Verify Account Details

Ask for proof of verification and account status. Confirm the account is active and ready to use. Verify the account matches your needs and requirements.

Discuss Payment Methods

Agree on a secure payment method with the seller. Use safe platforms like PayPal or escrow services. Avoid direct bank transfers to unknown sellers.

Complete The Purchase

Make the payment as agreed. Wait for the seller to transfer the account details. Keep all transaction records and receipts for reference.

Change Account Information

Immediately update the account's email and password. Add your personal details for security. This step protects your new account from previous users.

How To Verify Account Authenticity

Verifying the authenticity of a [Payoneer account](#) is crucial before making a purchase. A genuine account ensures safe transactions and reduces risks. This process helps confirm the seller's credibility and the account's legitimacy.

Following simple steps can protect your investment. It stops you from falling into scams or fake account traps. Understanding these verification methods is essential for every buyer.

Check Seller Credentials

Ask the seller for proof of identity and past transaction records. Genuine sellers provide clear, verifiable information. Confirm their contact details match the account information. Do not trust vague or incomplete responses.

Verify Account Activity

Request screenshots or reports showing recent account activity. Active accounts have regular transactions and withdrawals. Look for consistent transaction history over several months. Dormant or new accounts may signal risk.

Use Payoneer Customer Support

Contact Payoneer support to confirm the account's status. Provide the account details and ask about its verification status. Official support can confirm if the account is genuine. Avoid relying solely on seller claims.

Check For Account Restrictions

Ensure the account has no holds or restrictions. Accounts with limits or suspensions may cause trouble later. Ask the seller for proof of unrestricted access. This step helps avoid blocked or limited accounts.

Request A Trial Transaction

Perform a small test transaction to confirm the account works. This test proves the account is active and accessible. Use minimal amounts to reduce risk. Successful transactions build trust between buyer and seller.

Common Scams And How To Avoid Them

Buying verified Payoneer accounts can be risky. Scammers try many tricks to steal money or personal data. Knowing common scams helps you stay safe. You can avoid losing money and protect your information.

Phishing Scams

Scammers send fake emails or messages that look real. They ask for your Payoneer login or personal details. Never share your password or account info through email or chat. Always check the sender's address carefully.

Fake Sellers

Some sellers offer verified accounts but do not deliver after payment. They disappear with your money. Use trusted platforms with good reviews. Avoid sellers who ask for full payment upfront without proof.

Stolen Accounts

Some accounts come from stolen or hacked sources. Using these accounts can cause legal trouble. Always verify the seller's identity. Confirm the account is legitimate and not blacklisted by Payoneer.

Unrealistic Offers

Offers that seem too good to be true usually are scams. Verified accounts do not sell at very low prices. Be careful of deals that pressure you to buy fast. Take time to research and compare prices.

Best Practices For Account Security

Keeping your Payoneer account safe is very important. A verified account holds your money and personal details. Protecting it stops theft and fraud. Follow simple steps to keep your account secure every day.

Use Strong, Unique Passwords

Create a password with letters, numbers, and symbols. Avoid common words or easy patterns. Use a different password for Payoneer than other sites. Change passwords regularly to keep safety high.

Enable Two-factor Authentication (2fa)

Turn on 2FA for extra protection. It asks for a code from your phone when logging in. This stops hackers even if they get your password. Always verify the code before entering your account.

Check Account Activity Often

Review your Payoneer transactions every week. Look for unknown payments or logins. Report anything strange to Payoneer immediately. Quick action can prevent loss of funds.

Avoid Public Wi-fi For Logins

Do not access your Payoneer account on public Wi-Fi. These networks are often unsafe and easy to hack. Use a trusted, private internet connection instead. Your data stays private and secure.

Keep Your Devices Updated

Update your phone, computer, and apps regularly. Updates fix security holes and bugs. Use antivirus software to protect against malware. Safe devices mean safer Payoneer accounts.

Alternatives To Buying Verified Accounts

[Buying verified Payoneer accounts](#) can be risky and against rules. Safer options include creating your own account or using trusted payment services. These methods help keep your money and information secure.

Creating Your Own Payoneer Account

Starting your own Payoneer account is the safest option. It ensures full control over your finances. The process is simple and free. You need to provide accurate personal details and valid documents. Verification usually takes a few days. Patience pays off with a secure, verified account.

Using Payoneer's Official Partner Programs

Payoneer offers partnerships with many companies. These partners help you get verified accounts legally. Joining a partner program can speed up verification. It also provides extra support during setup. Check Payoneer's website for approved partners. This method keeps your account safe from risks.

Seeking Freelance Platforms With Payoneer Integration

Many freelance sites link directly to Payoneer. Signing up there can lead to easy account verification. These platforms often help verify your identity. They guide you through the necessary steps. This option suits freelancers and remote workers well. It reduces hassle and keeps your account secure.

Consulting Professional Financial Services

Financial consultants can assist with [Payoneer account](#) setup. They offer advice tailored to your needs. Professionals help gather required documents correctly. This reduces chances of account rejection. Services may have fees but improve verification success. Choose certified consultants to avoid scams.

Frequently Asked Questions

What Is A Verified Payoneer Account?

A verified Payoneer account confirms your identity and allows full access to Payoneer's features. It ensures secure transactions and higher withdrawal limits for international payments.

Why Should I Buy A Verified Payoneer Account?

Buying a verified account saves time and effort in verification. It provides instant access to Payoneer's services without waiting for approval.

Is Buying Verified Payoneer Accounts Legal?

Buying verified accounts is risky and often against Payoneer's terms. It may lead to account suspension or legal issues. Always consider official registration.


How To Ensure The Payoneer Account Is Verified?

Ask for proof of verification documents or screenshots from the seller. Verify the account status directly via Payoneer's customer support for safety.


Conclusion


Buying verified Payoneer accounts needs careful steps and trust. Always check the seller's reputation before buying. Choose accounts that match your needs and follow Payoneer's rules. Keep your information safe and never share passwords. Using verified accounts can help you receive payments faster.

Stay alert for scams and avoid risky offers. Taking these tips seriously ensures a smooth experience with Payoneer accounts. Simple actions protect your money and keep your online work secure.

 **Contact Us Anytime – We're Available 24/7**

 **Email: usaseozone1@gmail.com**

 **WhatsApp: +1(772)563-8300**

 **Telegram: @usaseozone**

 **Discord: usaseozone**

 **Fast, Friendly & Reliable Support**

<https://usaseozone.com/product/buy-verified-payoneer-account/>